



Because better filters begin with better paper

Sunfil brand EDM filters are produced using the highest quality German made Neenah Gessner paper media.



Sunfil brand EDM filters are produced to exacting standards using state of the art equipment. Quality and innovation are at the heart of the manufacturing process. Sunfil brand EDM filters are guaranteed to deliver world class performance and value on even your toughest applications. Try the Sunfil advantage for yourself, contact our sales personnel today!



Distributed in North America by:
Advanced EDM Supply
23701 Regency Park Drive
Warren, MI 48089
(888)-220-3502 P / (888)-275-2269 F

Purchase or learn more about Sunfil Filters by visiting:
www.advancededm.com

















Complete line of quality EDM Filters for:
MITSUBISHI – FANUC – SODICK – HITACHI – CHARMILLES – AGIE – MAKINO

QUALITY – VALUE – EXPERIENCE



■ Single Filter For Wire EDM

PHOTO 1	PHOTO 2	MODEL	MAKER	SIZE	PRESSURE	SPECIFICATION
		H15190/16	Charmilles Agie	150×31×375	EX	AM,AGIE CUT ROBOFIL(100~6020) EVOLUTION, DEM
		SW-02	Japx Sodick Seibu Amada	150×34×345	EX	AT, EXP, L Series W,WA,A,AP,G Series EW, EWP Series WP
		SW-17	Mitsubishi	260×29×340	EX	N, DWC Series
		SW-17A	Hitachi	260×37×340	EX	H-Cut 304
		SW-20	Mitsubishi Brother	300×29×500	IN	DWCF, G, H Series HS 300, 350
		SW-23	Hitachi Japax Sodick	260×37×280	EX	PW 500B JL, LXH, LA A, AW, AP, EPOC
		SW-23A	Makino	260×46×280	EX	EC, EA
		SW-26	Hitachi	300×46×340	IN	H-Cut 34,406 Series
		SW-27	Brother	260×46×400	IN	HS-100
		SW-37	Fanuc Japax Sodick Charmilles	340×46×450	IN	O, P, Q, W Series JL20, 30, 55 A, HA, BF Series ROBOFIL 230, 240, 440



■ Dual Filter For Wire EDM

PHOTO 1	PHOTO 2	MODEL	MAKER	SIZE	PRESSURE	COUPLER	SPECIFICATION
		SW-40	Makino Mitsubishi Seibu	300×59×500	IN/EX	Side Nipple	EE, EH, EQ, EC, MU DWC-90B, 110A A, K2 Series
		SW-41	Mitsubishi Brother	300×29×250	IN/EX	Without	DWC, F, G, H HA, SX HS300~5100
		SW-42	Fanuc Japax Sodick Charmilles	340×46×300	IN/EX	Without	O, P, Q, W, α Series JL 20, 30, 55 A, AQ, BF ROBOFIL 440CC
		SW-43	Mitsubishi Makino Hitachi	340×46×300	IN/EX	Side Nipple	CX, FX, K, FA Series U32, 53 Cut355, 254R
		SW-43-1	Fanuc	340×300	IN/EX	Side Big Nipple	α-01ce, 11ce α-01b, 11b
		SW-45	Mitsubishi Makino Seibu	300×29×300	IN/EX	Side Nipple	DWC B, Z, P, A EE, L, Q, H, MU A, K 2 Series
		SW-46	Makino	300×29×250	IN/EX	Side Nipple	EC, ECQ, PF

